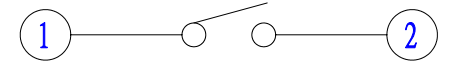
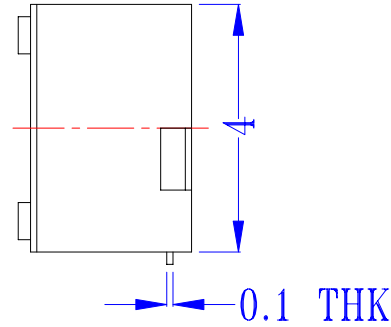
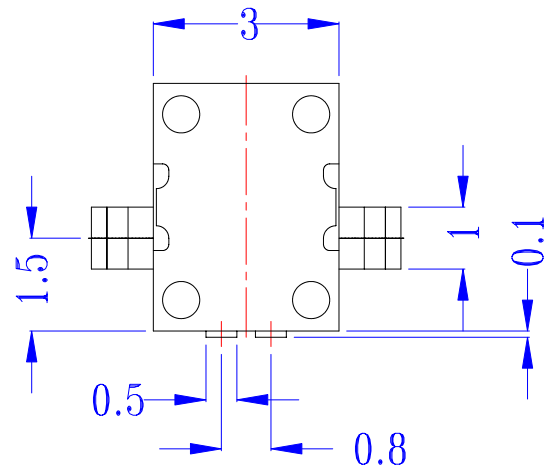
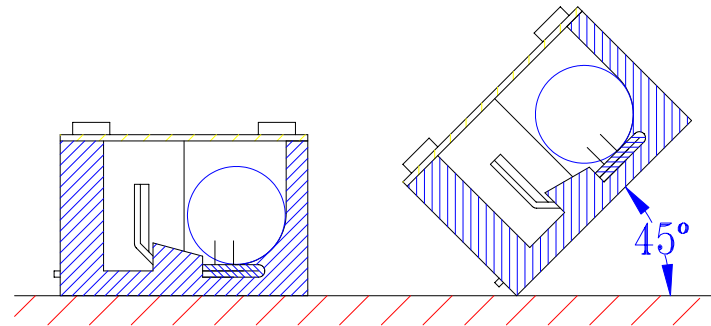
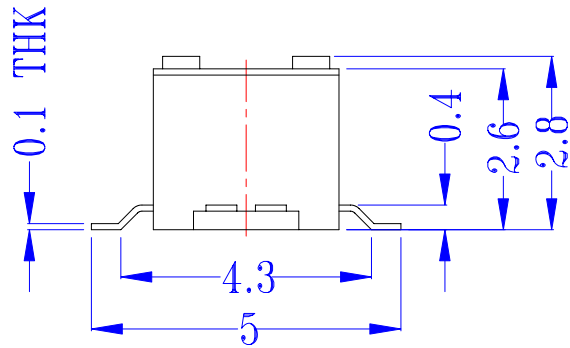


CAD FILE:



SCHEMATIC



OFF 狀態

ON 狀態

局部剖視圖

				TOLERANCE UNLESS SPECIFIED						
				WITHIN 1.5mm : ±0.1mm						
				OVER 1.5mm : ±0.2mm		ISSUE	DATE	DESCRIPTIONS OF REVISION		APPD.
3	BALL	BRASS	1	2.5μm Au PLATED OVER Ni PLATED		TITLE : TILT SENSORS		UNIT : mm	DRWG NO.: SF-DR-SP001-00	
2	CASE	LCP/PBS C5210R-H	1	BLACK/0.2μm Au PLATED OVER Ni+Fe PLATED		MODEL: SP-001		SCALE: 8:1	DWN.	
1	COVER	PBS C5191R-H	1	0.2μm Au PLATED OVER Ni PLATED					CHK'D	
NO.	PARTS	MATERIALS	Q'TY	FINISH					APPD.	

		文件編號	SF - SP - 9512
		發布日期	2005 年 01 月 05 日
SPECIFICATION 規格書		第 A 版	第 1 頁 共 3 頁
MODEL NO. 產品名稱. SP - 001			
DRAWN制訂		APPD. 審批	
1. RATING (額定 <input checked="" type="checkbox"/>) : DC 5 V 1mA			
2. ELECTRICAL CHARACTERISTICS (電氣性能規格) :			
ITEM 項目	TEST CONDITIONS 測試條件		PERFORMANCE 規格
2.1	CONTACT RESISTANCE 接觸電阻	MEASURED AT 1KHz SMALL CURRENT(100 mA OR LESS) 在 1KHz 微小電流(100 mA以下) 測試.	1000mΩ MAX. 1000 毫歐以下。
2.2	INSULATION RESISTANCE 絕緣電阻	APPLY A VOLTAGE OF 100V DC FOR 1 MIN. TO FOLLOWING PORTIONS AFTER WHICH MEASUREMENT SHALL BE MADE. (1) BETWEEN BODY AND TERMINAL . (2) BETWEEN TERMINALS . 輸入 100V DC 電壓 1 分鐘, 按以下接觸方法測試: (1) 外殼與排腳之間. (2) 端子之間.	100MΩ MIN. 100 兆歐以上。
2.3	DIELECTRIC STRENGTH 耐電壓	AC 100V (50 - 60Hz)FOR 1 MIN TRIP CURRENT:0.5 mA (1) BETWEEN TERMINALS. (2) BETWEEN INDIVIDUAL TERMINAL AND FRAME. 輸入 AC 100V(50 - 60Hz) 電壓, 1 分鐘感度電流為 0.5 mA , 按 以下接觸方法測試: (1) 排腳相互之間 (2) 排腳與外殼之間	WITHOUT DAMAGE TO PARTS ARCING OR BREAKDOWN ETC. 沒有絕緣破壞等異常.
3. MECHANICAL CHARACTERISTICS (機械性能規格)			
ITEM 項目	TEST CONDITIONS 測試條件		PERFORMANCE 規格
3.1	TERMINAL STRENGTH 端子強度	A STATIC LOAD OF (300gf) SHALL BE APPLIED TO THE TIP OF THE TERMINAL FOR 1 MIN IN ANY DIRECTION. 在任意一個方向的先端加上(300 gf) 力度測試, 時間為 1 分鐘.	MECHANICAL AND ELECTRICAL CHARACTERISTICS SHALL BE SATISFIED WITHOUT DAMAGE OR EXCESSIVE LOOSENESS OF ACTUATOR. 在端子中沒有裂開. 鬆動等異常, 滿足于機械、電器性能.
3.2	STANDARD ATMOSPHERIC CONDITIONS 測試標準狀態	UNLESS OTHERWISE SPECIFIED , THE STANDARD RANGE OF ATMOSPHERIC CONDITIONS FOR MAKING MEASUREMENTS AND TESTS ARE AS FOLLOWS : (1) AMBIENT TEMPERATURE: 5°C TO 35°C (2) RELATIVE HUMIDITY : 45% TO 85% (3) AIR PRESSURE : 80Kpa TO 106Kpa 在沒有指定的情況下測試溫度、濕度、氣壓如下: (1) 溫度為 5°C~35°C. (2) 濕度為 45%~85%. (3) 氣壓為 80Kpa ~106Kpa.	

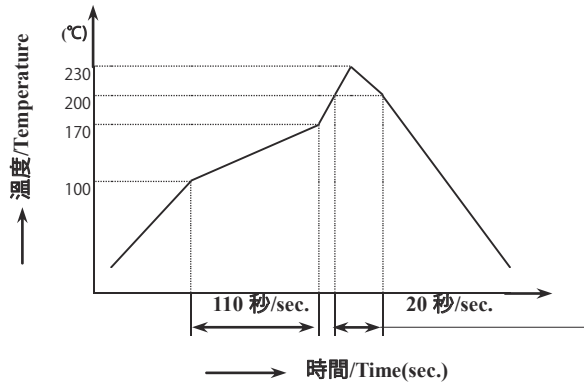
		文件編號	SF - SP - 9512
		發布日期	2005 年 01 月 05 日
SPECIFICATION 規格書		第 A 版	第 2 頁 共 3 頁
3.3	PRACTICAL TEMPERATURE RANGE 使用溫度範圍	- 25 °C~+70 °C. 在 - 25 °C~+70 °C 溫度內使用。	
4. DURABILITY (耐久性) :			
ITEM 項目	TEST CONDITIONS 測試條件	PERFORMANCE 規格	
4.1	LIFE TEST 壽命試驗 WITHOUT LOAD: AN ACTUATOR SHALL BE SUBJECT TO 50,000 CYCLES AT A SPEED OF 30~40 CYCLES FOR 1 MIN. 無負荷: 操作者以每分鐘 30~40 次的頻率作 50,000 回之無負荷測試。	(1) CONTACT RESISTANCE SHALL BE 1000mΩ MAX. (2) MECHANICAL AND ELECTRICAL CHARACTERISTICS SHALL BE SATISFIED. (1) 接觸電阻不能超于 1000mΩ (2) 其它、滿足于機械、電器性能。	
4.2	HEAT TEST 耐熱試驗 THE SWITCH SHALL BE STORED AT A TEMPERATURE OF 85 °C FOR 96 HOURS AND THEN IT SHALL BE SUBJECTED TO THE CONTROLLED RECOVERY CONDITIONS FOR 1 HOUR AFTER WHICH MEASUREMENT SHALL BE MADE. 放置在溫度 85 °C 中測試 96 小時后, 再放置正常室溫中 1 小時來測定	THERE SHALL BE NO DAMAGE ON APPEARANCE. MECHANICAL AND ELECTRICAL CHARACTERISTICS SHALL BE SATISFIED. 外觀無異常, 滿足于機械, 電器性能。	
4.3	COLD TEST 耐冷試驗 THE SWITCH SHALL BE STORED AT A TEMPERATURE OF -25 °C FOR 96 HOURS. AND THEN IT SHALL BE SUBJECTED TO THE CONTROLLED RECOVER CONDITIONS FOR 1 HOUR AFTER WHICH MEASUREMENT SHALL BE MADE. 放置在溫度 -25 °C 中 96 小時后, 再放置常溫常濕中 1 小時來測定。	THERE SHALL BE NO DAMAGE ON APPEARANCE. MECHANICAL AND ELECTRICAL CHARACTERISTICS SHALL BE SATISFIED. 外觀無異常, 滿足于機械、電器性能。	
4.4	HUMIDITY TEST 潮濕試驗 THE SWITCH SHALL BE STORED AT TEMPERATURE OF 40 °C AND HUMIFITY OF 90% TO 96% FOR 96 HOURS , THEN THE SWITCH SHALL BE MAINTAINED AT STANDARD ATMOSPHERIC CONDITION FOR 1 Hr FOR OTHER PROCEDURES BE MADE. 放置 40 °C. 的相對濕度為 90~96% 環境中 96 小時后, 再將樣版放在正常環境 1 小時后進行測試。	THERE SHALL BE NO DAMAGE ON APPEARANCE. MECHANICAL AND ELECTRICAL CHARACTERISTICS SHALL BE SATISFIED. 外觀無異常, 滿足于機械、電器性能。	

		文件編號	SF- SP- 9512
		發布日期	2005 年 01 月 05 日
SPECIFICATION	規格書	第 A 版	第 3 頁 共 3 頁

4.5

SOLDERING
CONDITIONS
 錫條件

HAND SOLDERING:
DEVICE:SO LDER IRON
A.350C Max.3sec.Max.
B.270C Max.5sec.Max.
REFLOW SOLDERING
手
工具: 烙鐵
A.350C Max.3sec.Max.
B.270C Max.5sec.Max.
回流



THERE SHALL BE NO DAMAGE ON APPEARANCE. MECHANICAL AND ELECTRICAL CHARACTERISTICS SHALL BE SATISFIED.
外觀無異常, 滿足于機械、電器性能。