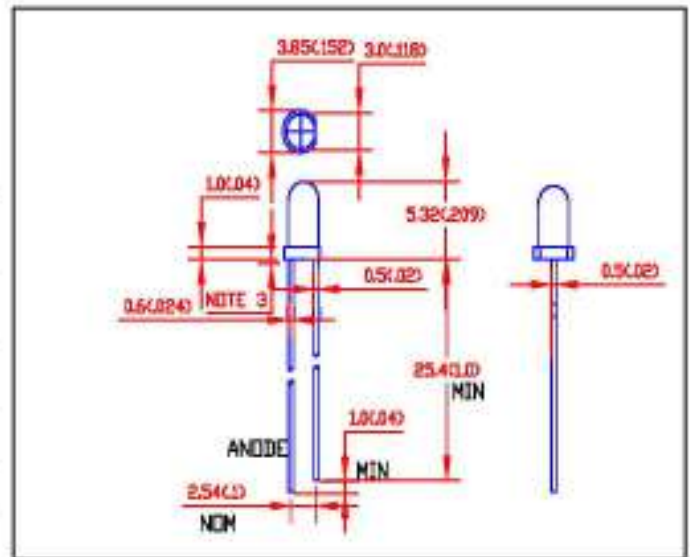


Characters

- § High intensity.
- § Viewing angle 20°.
- § Reliable and Rugged
- § Standard 3mm diameter package.

Outline Dimensions

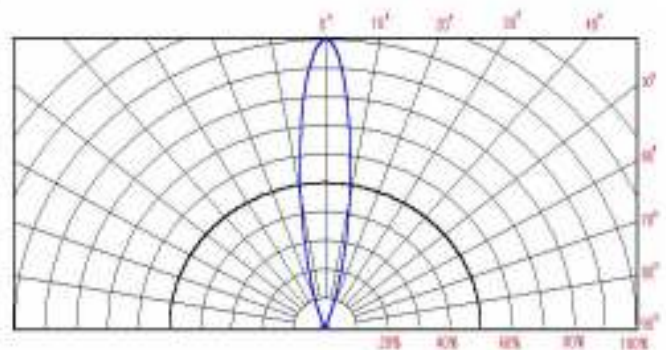


ITEM	MATERIALS
Resin(Mold)	Epoxy
Lens Color	Water Transparent
Lead Frame	Ag Plating Iron Alloy
Dice	InGaN

Absolute Maximum Ratings (Ta=25°C)

Item	Symbol	Value	Unit
		Green	
Power Dissipation	PD	120	mW
DC Forward Current	IF	20	mA
Pulsed Forward Current	IFP	100 *	mA
Reverse Voltage	VR	5 ▲	V
Operating Temperature	Topr	-25 ~ +80	°C
Storage Temperature	Tstg	-40 ~ +100	°C
Soldering Temperature△	Tsol	260	°C

Directive Characteristics Ta=25°C



* Duty 1/10 Pulse Width 0.1ms ▲ This Rating is Zener Diode
 △ At the position of 4mm from the bottom of the package within 5 seconds.

Electrical-Optical Characteristics (Ta=25°C)

Relative Luminous Intensity

Part No.	Luminous Intensity (mcd) ☆			Forward Voltage (V)			Forward Voltage (V)		Reverse Current (μA)		Wavelength Characteristics (nm)			
	Typ.	Min.	IF (mA)	Typ.	Max.	IF (mA)	Min.	IF (μA)	Max.	VR (V)	λ D Typ.	λ D Max.	Δ λ Typ.	IF (mA)
HL204080A001P	3000	2308	20	3.2	4.0	20	2	100	50	5	518	523◆	25	20

☆ Axial Direction (luminous Intensity) ◆ Products are sorted by wavelength, which cannot be specified by customer.

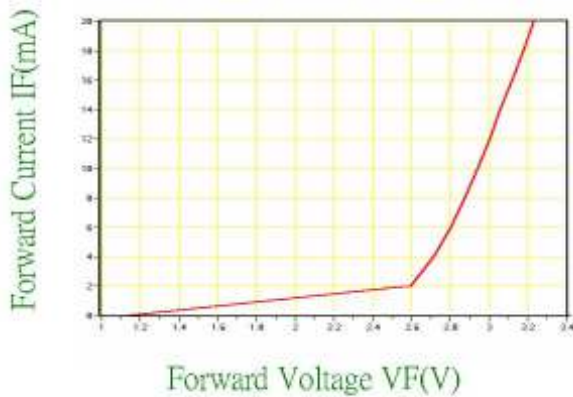
Notes:

- § All dimensions are in millimeters (inches) .
- § Tolerance is ± 0.25 (.010) mm unless otherwise noted.
- § Protruded resin under flange is 1.0 mm (.04) max.
- § Lead spacing is measured where the leads emerge from the package.
- § Caution in ESD: Static Electricity and surge damages the LED. It is recommended to use a wrist band or anti-electrostatic glove when handling the LED. All devices, Equipment and machinery must be properly grounded.

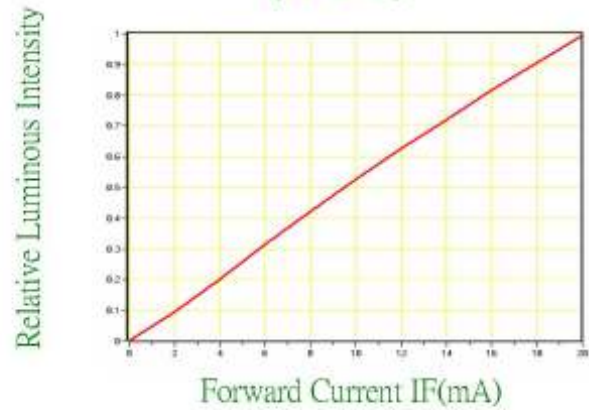
Typical Characteristics

The data typical, and the value is not guaranteed.

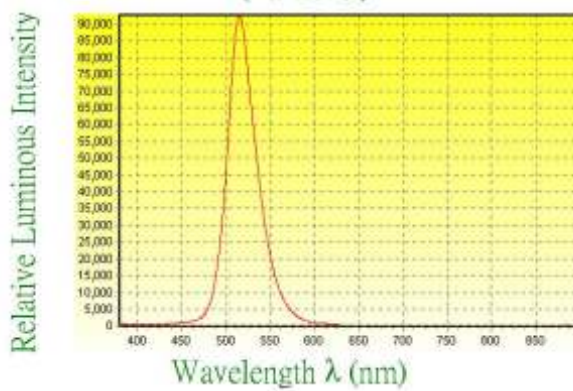
IF-VF (Ta=25°C)



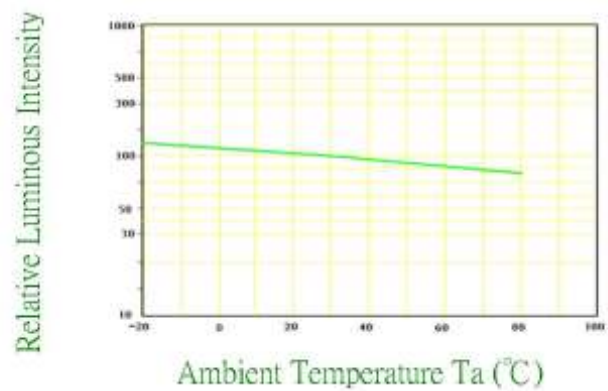
Relative Luminous Intensity-IF (Ta=25°C)



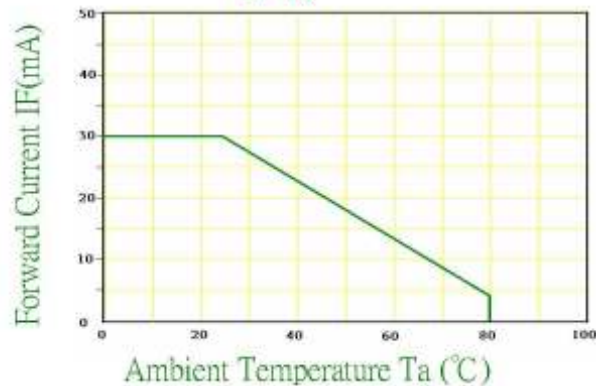
Wavelength Characteristics (Ta=25°C)



Relative Luminous Intensity-Ta



IF-Ta



θ - λ (Ta=25°C)

