

LED PRODUCTS

BL503G4CA-2A/02

DATA SHEET

Approved By:

Checked By:

Prepared By:

Characters

- § High intensity.
- § Viewing angle 15°.
- § Reliable and Rugged
- § Standard 5mm diameter package.

ITEM	MATERIALS
Resin(Mold)	Epoxy
Lens Color	Water Transparent
Lead Frame	Ag Plating Iron Alloy
Dice	AlGaInP/GaAs

Absolute Maximum Ratings (Ta=25°C)

Item	Symbol	Value	Unit
		Green	
Power Dissipation	PD	80	mW
DC Forward Current	IF	20	mA
Pulsed Forward Current	IFP	100 *	mA
Reverse Voltage	VR	5 ^	V
Operating Temperature	Topr	-25 ~ +80	°C
Storage Temperature	Tstg	-40 ~ +100	°C
Soldering Temperature [△]	Tsol	260	°C

* Duty 1/10 Pulse Width 0.1ms This Rating is Zener Diode

△ At the position of 4mm from the bottom of the package within 5 seconds.

Electrical-Optical Characteristics (Ta=25°C)

Part No.	Luminous Intensity (mcd) ☆			Forward Voltage (V)			Forward Voltage(V)			Reverse Current (μA)	Wavelength Characteristics (nm)			
	Typ.	Min.	IF (mA)	Typ.	Max.	IF (mA)	Min.	IF (μA)	Max.	VR (V)	λ D Typ.	λ D Max.	Δ λ Typ.	IF (mA)
BL503G4CA-2A/02	1000	769	20	1.9	2.4	20	1.3	100	50	5	573	578♦	20	20

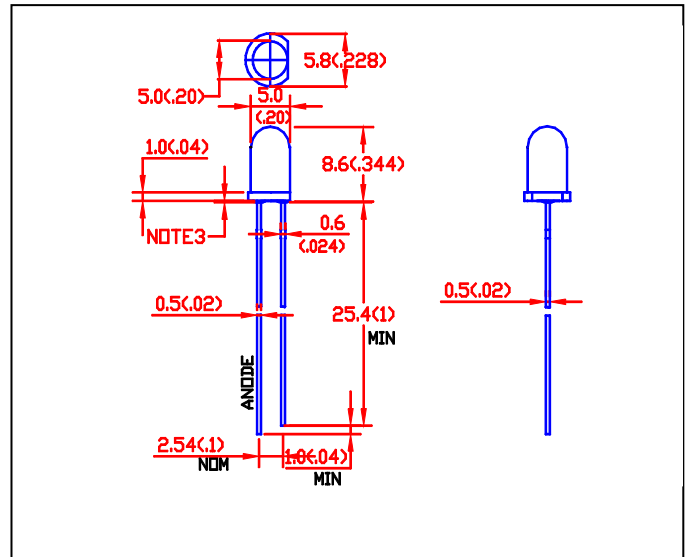
☆ Axial Direction (luminous Intensity)

♦ Products are sorted by wavelength, which cannot be specified by customer..

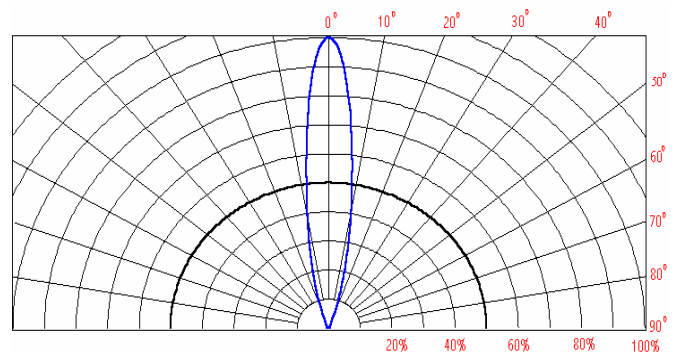
Notes:

- § All dimensions are in millimeters (inches) .
- § Tolerance is ±0.25 (.010) mm unless otherwise noted.
- § Protruded resin under flange is 1.0 mm (.04) max.
- § Lead spacing is measured where the leads emerge from the package.

Outline Dimensions



Directive Characteristics (Ta=25°C)

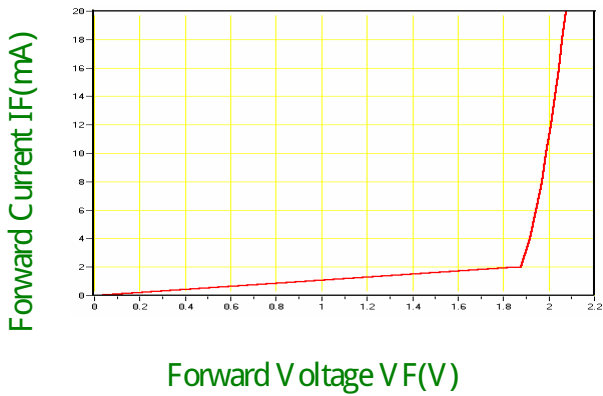


Relative Luminous Intensity

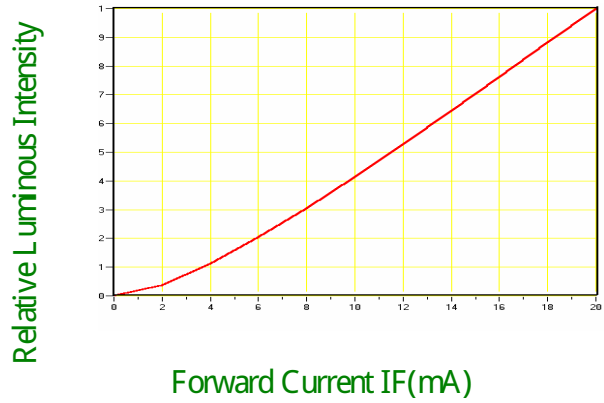
Typical Characteristics

The data typical, and the value is not guaranteed.

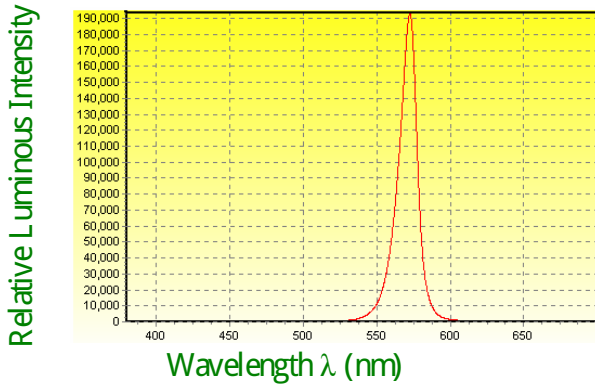
IF-VF(Ta=25°C)



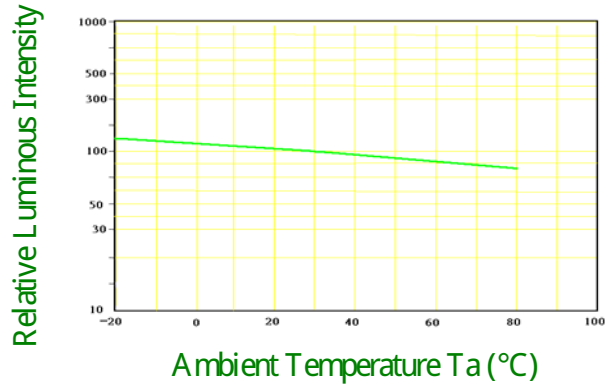
Relative Luminous Intensity-IF (Ta=25°C)



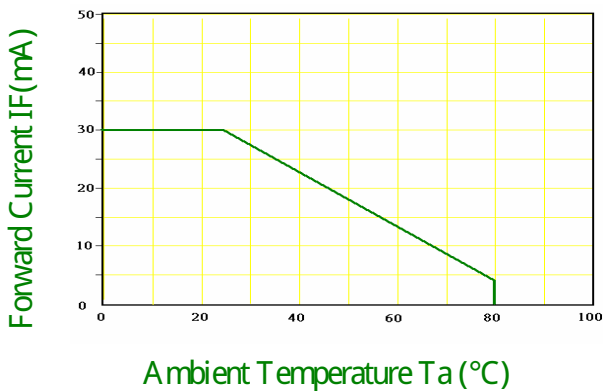
Wavelength Characteristics (Ta=25°C)



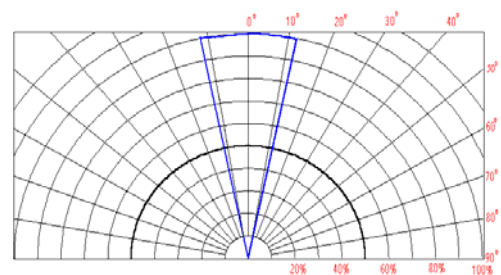
Relative Luminous Intensity-Ta



IF-Ta



θ - λ(Ta=25°C)



Wavelength λ (nm)