

KW1-391ABB

DATA SHEET

QC:

ENG:

Prepared By:

Part No.

KW1-391ABB

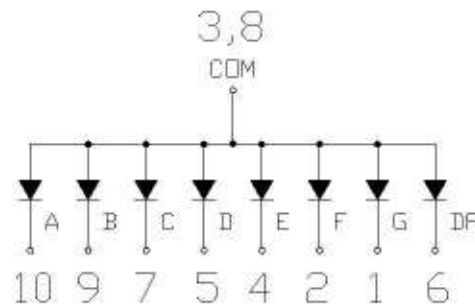
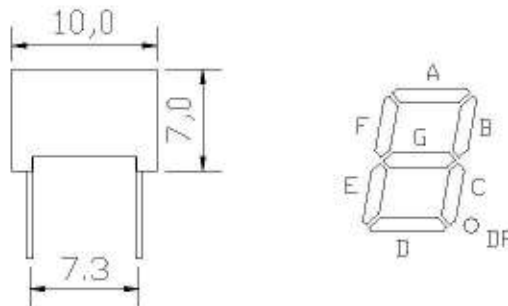
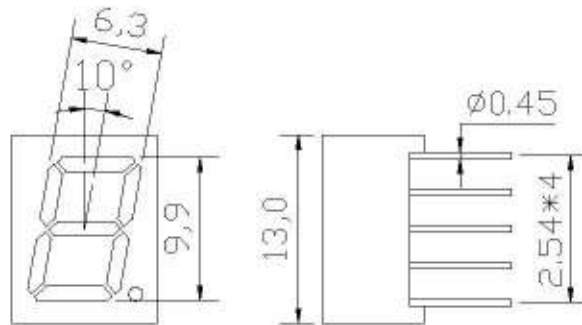
Spec No.

S/N-051202003D

Page

1 of 4

Package Dimension:



Part NO.	Chip Material	Source Color
KW1-391ABB	GaInN	Blue

Notes:

1. All dimensions are in millimeters (inches).
2. Tolerance is $\pm 0.25(.010)$ mm unless otherwise noted.
3. Specifications are subject to change without notice.

Absolute Maximum Ratings at Ta=25°C

Parameter	MAX.	Unit
Power Dissipation	100	mW
Peak Forward Current (1/10 Duty Cycle, 0.1ms Pulse Width)	100	mA
Continuous Forward Current	35	mA
Derating Linear From 50°C	0.4	mA/°C
Reverse Voltage	5	V
Operating Temperature Range	-40°C to +80°C	
Storage Temperature Range	-40°C to +80°C	
Lead Soldering Temperature [1.6mm(.063") From Body]	260°C for 5 Seconds	

Electrical Optical Characteristics at Ta=25°C

Parameter	Symbol	Min.	Typ.	Max.	Unit	Test Condition
Luminous Intensity	I _v	15	30	45	mcd	I _F =20mA (Note 1)
Peak Emission Wavelength	λ _p	460	468	472	nm	I _F =20mA
Spectral Line Half-Width	Δλ	35	40	45	nm	I _F =20mA
Forward Voltage	V _F	3.0	3.5	4.0	V	I _F =20mA
Reverse Current	I _R	---	---	100	μA	V _R =5V

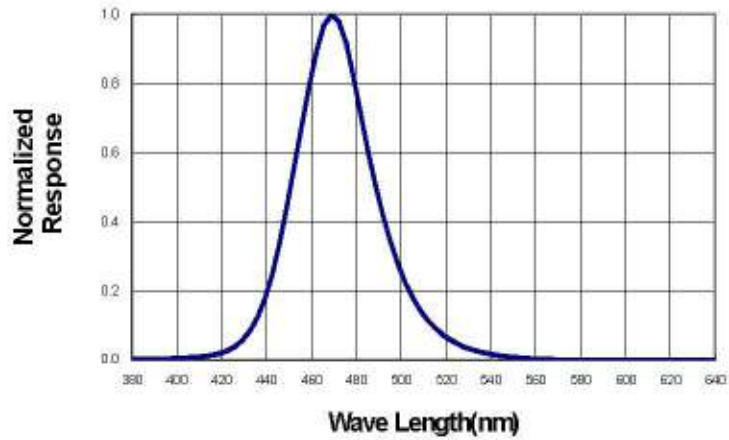
Note:

- Luminous intensity is measured with a light sensor and filter combination that approximates the CIE eye-response curve.

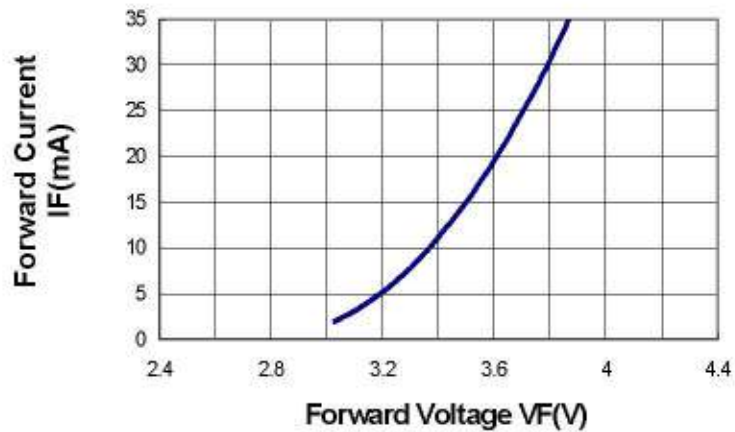
Typical Electrical / Optical Characteristics Curves

(25°C Ambient Temperature Unless Otherwise Noted)

Spectral Radiance (Peak @ 468nm)



Forward Current vs Forward Voltage



Relative Luminous Intensity vs Forward Current

